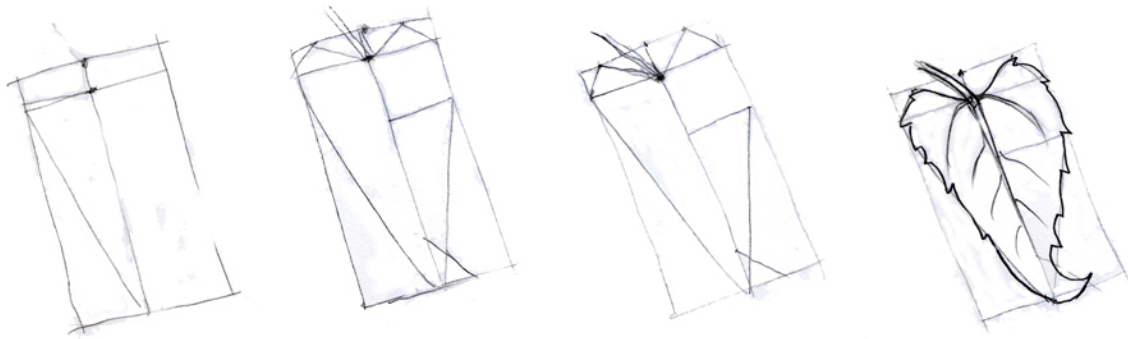



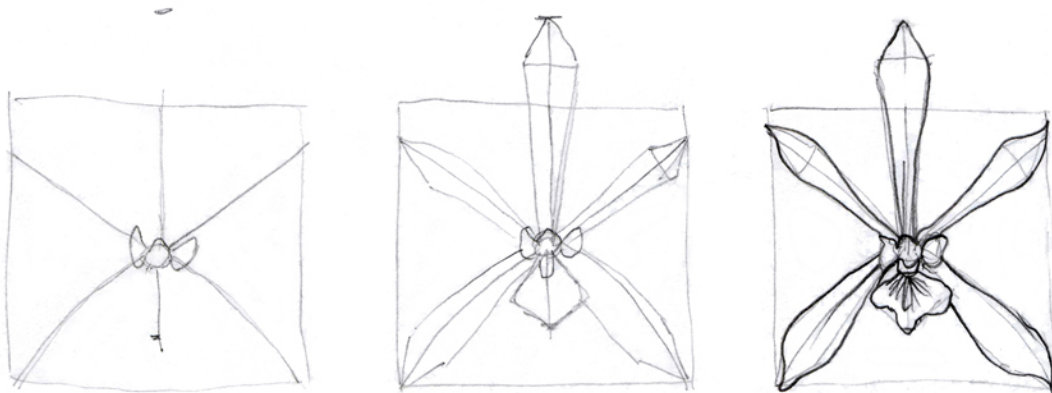
Seeing geometric shapes in leaves and flowers



Try using simple geometric shapes to construct a tricky leaf. The dune sunflower leaf drawn above is shown with the construction lines to show the shapes selected.



The same process is used for a detail of a blue porterweed blossom. Visualize a clock face to accurately draw the placement of the individual petals.



Even complex asymmetrical flowers, such as this butterfly orchid, are easy to draw. Drawing a quick study of a flower or leaf with this method provides a great deal of useful information.